

STEALTH LED™

BLACK/RED FRAME - CLEAR HC LENS - LED LIGHTS

TECHNICAL SPECIFICATION

PRODUCT CODE: ASA106-121-300

EYE & FACE PROTECTION

LOW PROFILE TENSION CONTROL TEMPLES PROVIDE EXTRA GRIP WHILST ROTATABLE LIGHTS WITH INDEPENDENT LIGHT SWITCHES PROVIDE PRACTICALITY OF USE IN LOW-LIGHT CONDITIONS AND FOR FINE DETAIL WORK

INSTRUCTIONS FOR USE

In use ensure that the safety spectacles fit comfortably and securely on the head


Ensure that the safety spectacles are in place, before entering the hazard area

TEMPLE INSERT PAD:
PVC

TEMPLE:
Polycarbonate

LENS:
Polycarbonate

NOSE PAD:
PVC



STEALTH LED™ FEATURES & PERFORMANCE

Lens and frame offer protection against low energy high-speed particles at 45 m/s (101mph)

The optical qualities of the lens comply with the requirements of optical class 1 (highest)

Sports style wrap-around design with one piece 9.25 base curve polycarbonate lens

Full eye protection

Soft grip inserts in temples to avoid slipping

Browguard integral to frame

Maximum field of vision

Soft nose pad releases the pressure from the nose

Stylish torsion control temple design offers snug fitting

Lens filters 99.9% of harmful UV light

UVA, UVB and UVC protection

Rotatable lights with independent light switches for practical use in low-light and fine detail work



CLEANING & MAINTENANCE

The safety spectacles may be cleaned with soap and warm water and dried with a soft cloth

Do not clean with chemical or abrasive cleaners

The Stealth LED™ should be stored out of direct sunlight, away from chemicals and not exposed to extremes of temperature

CONFORMITY

Conforms to EN 166 & EN 170

CE 682745



MANUFACTURING FOR SAFETY
WWW.JSP.CO.UK

UKSALES@JSP.CO.UK
TEL: +44 (0)1993 826050



Issued 26/11/24, V4

STEALTH LED™

BLACK/RED FRAME - CLEAR HC LENS - LED LIGHTS

TECHNICAL SPECIFICATION

PRODUCT CODE: ASA106-121-300


Eye & Face Protection

LOW PROFILE TENSION CONTROL TEMPLES PROVIDE EXTRA GRIP WHILST ROTATABLE LIGHTS WITH INDEPENDENT LIGHT SWITCHES PROVIDE PRACTICALITY OF USE IN LOW-LIGHT CONDITIONS AND FOR FINE DETAIL WORK

DIMENSIONS OF INNER PACKAGING

Quantity: 10

Weight: 630g (Approx.)



HEIGHT:
155mm

WIDTH:
255mm

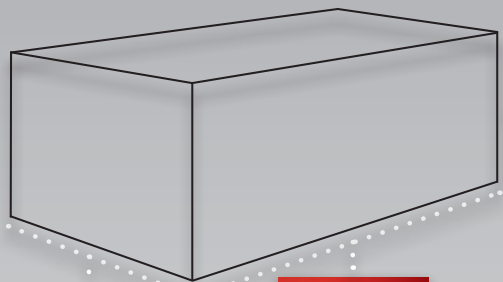
LENGTH:
800mm



DIMENSIONS OF OUTER PACKAGING

Quantity: 60

Weight: 11.5kg (Approx.)



HEIGHT:
500mm

WIDTH:
470mm

LENGTH:
815mm

DIMENSIONS OF SPECTACLE

Lens Thickness: 2.2mm

Lens Base: 9mm curve

Lens Size (Vertical): 43mm

Lens Size (Diagonal): 85mm

Bridge: 15mm

Temple Length (Lens to tip): 155mm

Overall Width: 169mm

Closest point between temple tips: 75mm

Weight: 48g (Approx.)

LIMITATIONS OF USE

Protection will only be offered if the safety spectacles are fitted correctly

If the safety spectacles become scratched or damaged they should be replaced, likewise if the safety spectacles are subjected to severe impact they should be replaced immediately

Do not apply paint, solvents, adhesives or self-adhesive labels, except in accordance with instructions from the manufacturer

The safety spectacles, when in contact with the skin may cause allergic reactions to susceptible individuals. If this occurs leave the hazard area, remove the eye shield and seek medical advice

The attention of users is also drawn to the dangers of modifying or removing any of the original component parts, other than as recommended by the manufacturer

The Stealth LED™ is not suitable for protection against dusts, liquids or molten metals

MARKINGS

Frame: EN166 1.F

Clear Lens: 2C-1.2 1.F.K.N



MANUFACTURING FOR SAFETY
WWW.JSP.CO.UK

UKSALES@JSP.CO.UK
TEL: +44 (0)1993 826050

